



PHOSPHATE TEST KIT

CODE 4401-02

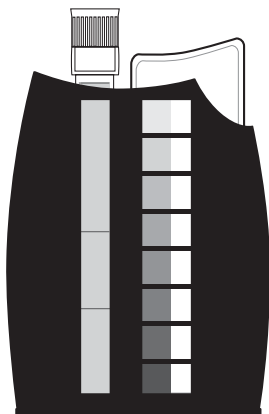
QUANTITY	CONTENTS	CODE
30 mL	*VM Phosphate Reagent	*4410-G
1	Pipet, 1.0 mL, plastic	0354
2	Test Tubes, 5 mL, plastic, w/caps	0106
1	Octa-Slide 2 Viewer	1101
1	Phosphate Octa-Slide 2 Bar, 10-80 ppm	4412-01

*WARNING: Reagents marked with an * are considered to be potential health hazards. To view or print a Material Safety Data Sheet (MSDS) for these reagents go to www.lamotte.com. To obtain a printed copy, contact LaMotte by e-mail, phone or fax.

To order individual reagents or test kit components, use the specified code number

Note: The test should be run on clear samples only. Filter the samples if necessary..



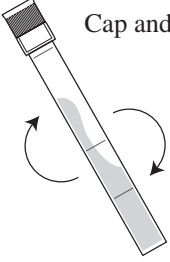



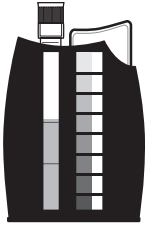
USE OF THE OCTA-SLIDE 2 VIEWER



The Octa-Slide 2 Viewer should be held so non-direct light enters through the back of the Viewer. Insert the reacted sample into the top of the Viewer. Slide the Octa-Slide 2 Bar into the Viewer and match the color of the reaction to the color standards.

WARNING! This set contains chemicals that may be harmful if misused. Read cautions on individual containers carefully. Not to be used by children except under adult supervision

PROCEDURE

<p>1.  Fill a test tube (0106) to the 5 mL line with sample water.</p>	<p>2.  Use the 1.0 mL pipet (0354) to add 1.0 mL of *VM Phosphate Reagent (4410).</p>
<p>3.  Cap and mix.</p>	<p>4.  Wait 5 minutes.</p>
<p>5.  Insert Phosphate Octa-Slide 2 Bar (4412-01) into the Octa-Slide 2 Viewer (1101)</p>	<p>6.  Insert test tube into Octa-Slide 2 Viewer (1101)</p>
<p>7.  Match sample color to a color standard. Record as pH.</p>	

LaMOTTE COMPANY

Helping People Solve Analytical Challenges®

PO Box 329 • Chestertown • Maryland • 21620 • USA
800-344-3100 • 410-778-3100 (Outside U.S.A.) • Fax 410-778-6394
Visit us on the web at www.lamotte.com